








MEETING ROOM CAPACITY CHART

Guest Capacity by Seating Plan varies as per social distancing norms

							
Venue	Area (sq-mts)	Reception	Cluster	Class Room	Theatre	U-Shaped	Boardroom
GRAND BALL ROOM	400	600	184	158	450	58	60
GRAND BALL ROOM PRE-FUNCTION	65	-	-	-	-	-	-
FORUM	210	100	60	60	180	20	30
SUMMIT I	70	80	26	24	68	20	24
SUMMIIT II	90	100	30	24	80	24	24
SUMMIIT III	85	100	30	24	80	24	24
EASTERN TERRACE	275	250	90	-	150	-	-
BOARD ROOM	25	-	-	-	-	-	10