









MEETING ROOM CAPACITY CHART

Guest Capacity by Seating Plan (As Per Social Distancing Norms)

Meeting Space	 Area (sq-mts)	 Class Room	 Round Table	 Hollow	 U shape	 Cluster	 Theater	 Sitdown
Lords	238	120	42	52	50	80	160	60
Conference Hall	72	30	22	22	20	20	30	24
Pool Side	130					30		25
Frontlawn	650					300		120
Boardroom	17		8					