








MEETING ROOM CAPACITY CHART

Guest Capacity by Seating Plan varies as per social distancing norms

 Venue	 Area (sq-mts)	 Reception	 Formal Sitdown	 Cluster	 Class Room	 Theatre	 U-Shaped	 Boardroom
Ballroom 1 & 2	211.13	200	80	80	60	180	76	-
Ballroom 1	100.21	100	36	36	28	70	30	-
Ballroom 2	100.21	100	36	36	28	70	30	-
Boardroom 1	15.59	-	-	-	-	-	-	06
Boardroom 2	51.51	-	-	-	-	-	-	12