








# MEETING ROOM CAPACITY CHART

Guest Capacity by Seating Plan varies as per social distancing norms

							
Venue	Area (sq-mts)	Reception	Formal Sitdown	Cluster	Class Room	Theatre	U-Shaped
MANDAPAM	220	250	90	105	90	250	65
SAGARI	136	90	30	30	18	90	25