











MEETING ROOM CAPACITY CHART

Guest Capacity by Seating Plan varies as per social distancing norms

Venue	 Area (sq-mts)	 Reception	 Round Table	 Cluster	 Class Room	 Theatre	 U-Shaped	 Hollow Block	 Sitdown	 Standing Buffet
Banquet Hall 1	139.4	150	54	54	46	116	23	23	75	150
Banquet Hall 2	139.4	150	54	54	46	116	23	23	75	150
Banquet Hall 3	139.4	150	54	54	46	116	23	23	75	150
Banquet Hall 1 + 2	278.7	300	106	106	93	233	46	46	150	300
Banquet Hall 2 + 3	278.7	300	106	106	93	233	46	46	150	300
Banquet Hall 1 + 2 + 3	418.1	500	160	160	140	350	70	70	200	500
Meeting Room 1	22.8	NA	NA	NA	NA	NA	11	NA	NA	NA
Meeting Room 2	22.8	NA	NA	NA	NA	NA	11	NA	NA	NA
Board Room	49.9	NA	NA	NA	NA	NA	15	NA	NA	NA
Pre Function	188.1	NA	NA	NA	NA	NA	NA	NA	NA	NA
Gardens	1904.5	2000	NA	750	NA	2000	NA	NA	1500	3000