








# MEETING ROOM CAPACITY CHART

Guest Capacity by Seating Plan varies as per social distancing norms

Meeting Space	 Area (sq-mts)	 Reception	 Sitdown	 Cluster	 Class Room	 Theatre	 U-Shaped
BALLROOM I	116	50	40	40	25	70	25
BALLROOM II	116	50	40	40	25	70	25
BALLROOM III	143	70	48	45	40	80	40
BALLROOM (I, II & III)	375	350	120	160	120	350	120
BALLROOM I & BALLROOM II	232	110	80	60	50	150	60
Ballroom II & Ballroom III	259	130	96	70	60	170	70
Dynasty	268	90	65	50	50	70	40
Dynasty with Lawns	348	180	110	-	-	-	-
Poolside	107	90	60	-	-	-	-
Executive Board room	24	-	8	-	-	-	-
Business Centre Board room	24	-	8	-	-	-	-
Mezzanine Board room	45	-	15	-	-	-	-