








# MEETING ROOM CAPACITY CHART

Guest Capacity by Seating Plan varies as per social distancing norms

Venue	 Area (sq-mts)	 Reception	 Formal Sitdown	 Cluster	 Class Room	 Theatre	 U-Shaped
REGENCY 1	257	250	72	55	55	150	34
REGENCY 2	171	75	48	30	30	40	24
WESTMINSTER	121	50	35	15	15	20	15
HOUSE OF LORDS	58	40	20	10	10	35	10
POOLSIDE	216	75		30		100	
VICTORIA ROOM	59						6