











MEETING ROOM CAPACITY CHART

Guest capacity by seating plan varies as per social distancing norms

Meeting Space	 Area (in Sq.m)	 Classroom	 Round Table	 U Shaped	 Hollow	 Cluster	 Reception	 Sit Down	 Theater	 Standing Buffet
The Ballroom	453	160	200	90	110	200	600	180	450	NA
Ballroom 1	161	36	56	35	40	56	100	48	125	NA
Ballroom 2	161	36	56	35	40	56	150	60	125	NA
Ballroom 3	161	36	56	35	40	56	100	48	125	NA
Ballroom (2 Parts)	322	84	120	60	84	120	250	140	275	NA
Terrace Garden	500	NA	200	NA	NA	200	600	280	350	NA
CJ's	183	48	64	35	40	64	125	72	100	NA
CJ's - 1	91.5	24	40	15	20	40	NA	NA	50	NA
CJ's - 2	91.5	24	40	15	20	40	NA	NA	50	NA